

Range: **POWERBLOCK**

 Type name: **DB12-9**


PERFORMANCES*		CONFIGURATION	
Voltage:	12 V	Size:	151x65x94 mm
Capacity:	9 Ah (20h)	Polarity:	3
Cap. 5/10/100h:	7/8/10 Ah	Terminal:	F (faston)
Energy at 100h:	0,12 kWh	Holddown:	-
Cycles at 50%:	700	Ventilation:	Valve regulated (VRLA)
Max. current:	120 A (5seg)	Maintenance:	Not required (MF)
Int. Resistance:	18 mΩ		
Self-Discharge:	15 months		
(from the date of production, at 25°C)			

*According to standards IEC 60254/60896

INTERNAL CONSTRUCTION		COMPONENTS	
Technology:	Manufacturer-sealed AGM	Container:	ABS/black
Alloy:	Calcium	Lid:	ABS/black
Separator:	AGM (glass mat)	Plugs:	Termal sealing, ABS/black
Total Weight:	2,5 kg	Handles:	-
Origin:	Nederland		

RECOMMENDATIONS	
Storage:	Check voltage every 8 months.
Recharge:	Use automatic chargers with constant voltage and AGM setup.
Installation:	Use the appropriate cable section and length. Keep connections tight.

TABLES & CHARTS

POWERBLOCK

DB12-9

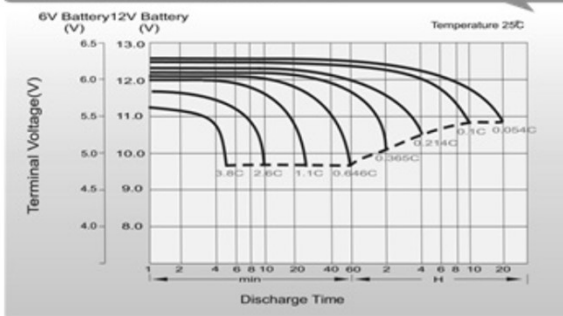
DB12-9 Constant Current Discharge (Amperes) at 25 °C

F.V/Time	10min	15min	20min	30min	45min	1h	2h	3h	4h	5h	6h	8h	10h	20h
1.85V/cell	11.7	9.9	8.61	6.20	4.92	3.99	2.48	1.93	1.57	1.27	1.11	0.91	0.76	0.425
1.80V/cell	15.0	11.9	10.2	7.31	5.72	4.47	2.71	2.08	1.67	1.37	1.19	0.96	0.80	0.429
1.75V/cell	16.4	13.0	11.0	7.59	5.94	4.68	2.81	2.12	1.71	1.40	1.22	0.98	0.81	0.433
1.70V/cell	17.9	13.9	11.5	7.90	6.18	4.83	2.92	2.18	1.76	1.44	1.25	0.99	0.82	0.441
1.65V/cell	19.3	14.8	12.2	8.34	6.33	4.99	3.00	2.27	1.82	1.48	1.28	1.01	0.83	0.446
1.60V/cell	21.0	15.8	13.0	8.80	6.60	5.17	3.10	2.34	1.87	1.53	1.30	1.02	0.84	0.449

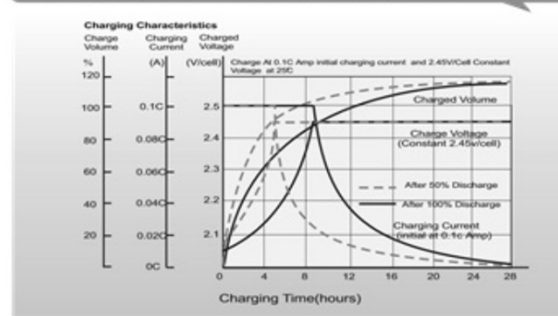
DB12-9 Constant Power Discharge (Watts/cell) at 25 °C

F.V/Time	10min	15min	20min	30min	45min	1h	2h	3h	4h	5h	6h	8h	10h	20h
1.85V/cell	21.9	18.6	16.4	11.9	9.52	7.75	4.83	3.78	3.07	2.50	2.19	1.79	1.50	0.850
1.80V/cell	27.6	22.1	19.1	13.9	11.0	8.63	5.25	4.05	3.26	2.68	2.34	1.90	1.58	0.857
1.75V/cell	29.9	23.9	20.4	14.3	11.3	9.00	5.42	4.11	3.33	2.74	2.41	1.93	1.60	0.864
1.70V/cell	32.1	25.4	21.3	14.9	11.8	9.26	5.63	4.22	3.41	2.80	2.45	1.96	1.61	0.879
1.65V/cell	34.4	26.8	22.5	15.6	12.0	9.54	5.77	4.38	3.52	2.88	2.50	1.99	1.64	0.889
1.60V/cell	36.7	28.3	23.7	16.3	12.4	9.80	5.92	4.49	3.61	2.96	2.55	2.00	1.66	0.893

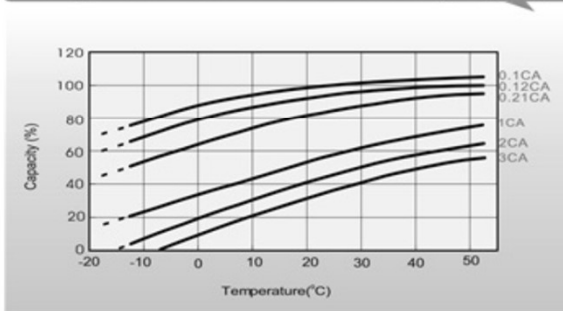
Discharge Characteristics



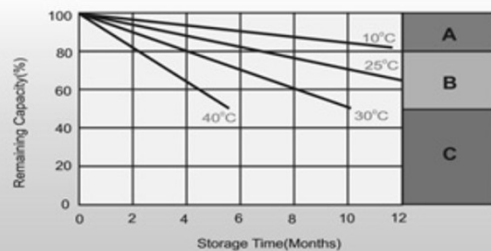
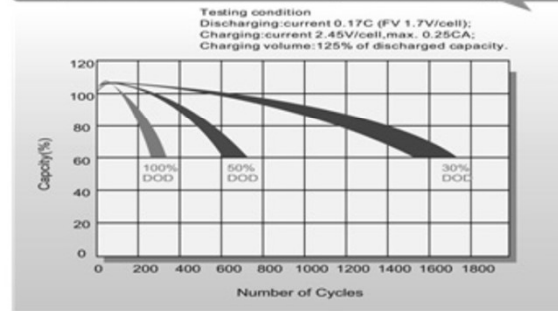
Charging Characteristics (cycle use)



Temperature Effects in Relation to Battery Capacity



Cycle Life in Relation to Depth of Discharge



Self Discharge Characteristics

- A** No supplementary charge required
(Carry out supplementary charge before use if 100% capacity is required.)
- B** Supplementary charge required before use. Optional charging way as below:
 1. Charged for above 3 days at limited current 0.25CA and constant voltage 2.25V/cell.
 2. Charged for above 20hours at limited current 0.25CA and constant voltage 2.45V/cell.
 3. Charged for 8-10hours at limited current 0.05CA .
- C** Supplementary charge may often fail to recover the capacity.
The battery should never be left standing till this is recharged.